


# Exterior Brackets



LD230EW-HGS  
Hot Dipped Galvanized Steel

LD230EW-SRC  
Solid Raw Copper

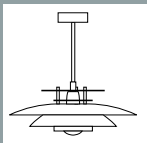
***B**eautifully rendered in raw copper the LD230EWM will gracefully age into permanence. The lamp is sealed inside a clear diffuser keeping the appearance of the fixture light and unimposing. The galvanized version will weather to a soft gray.*



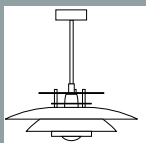
## RELATED MODELS



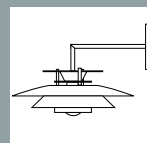
LD240T



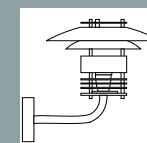
LD240PS



LD250PS



LD240WM

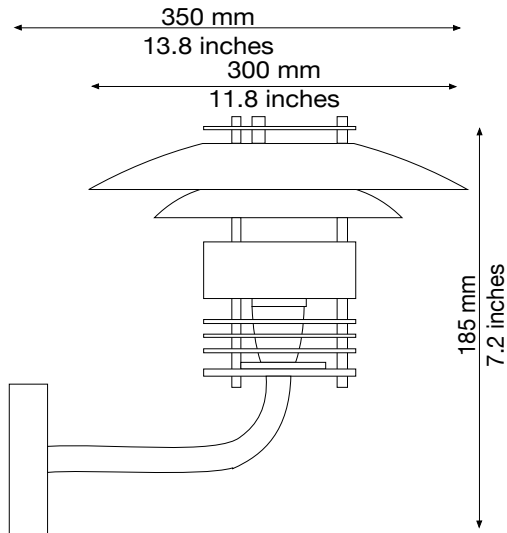


LD240EW



LD250FL

# Technical Specifications



Lamping Options			
Source	Ballast	Voltages	Restrictions
Inc 100W	none	120	
CFL up to 26W	electronic	All Voltages	Requires 2" x 6" Wall Canopy
Metal Halide 20W or 39W	electronic	120, 277	Requires 2" x 6" Wall Canopy, Opal Difuser required

**Colours:**

Solid Raw Copper-SRC (will patina overtime)

Hot Dipped Galvanized Steel-HGS

Custom/Colour (See options on page 3, specify requirements at time of quotation for accurate pricing)

Custom Paint is applied over the Hot Galvanized Steel-CC

**Part Number Example:**

**LD-230EW** Exterior Wall, SRC, 39W Metal Halide, 120 Volts.

Part number as follows:

LD-230EW-SRC-MH39W-120

Model	— 230EW SRC MH39W 120
Colour	_____
Source	_____
Voltage	_____